



National Marine Manufacturers Association

nmma.org

ECONOMIC SIGNIFICANCE OF RECREATIONAL BOATING IN NORTH CAROLINA



TOTAL ANNUAL ECONOMIC IMPACT OF RECREATIONAL BOATING:

\$275.8 MILLION

CONGRESSIONAL DISTRICT 6



Number of Recreational Boats*	26,628
Recreational Boating Industry Businesses	35
Total Jobs	2,174
Annual Recreational Boating-Related Spending	\$117.0 MILLION

RECREATIONAL BOATS IN NC-6

TOTAL BOATS* **26,628**

REGISTERED BOATS	26,628
Power boats	21,768
PWCs	4,220
Sailboats	576
Other Boats	64

HOUSEHOLDS PER BOAT **11.4**

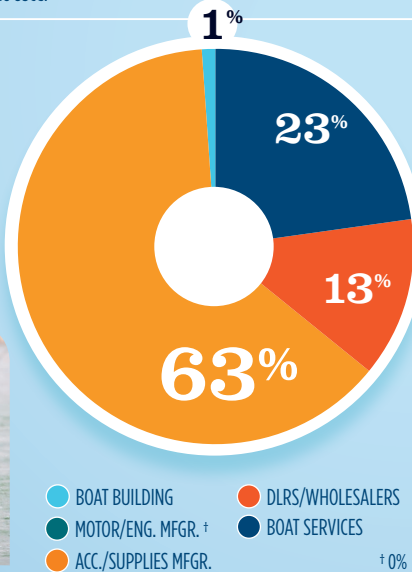


* Total boats are registered boats as reported by states to the USCG.

RECREATIONAL BOATING CREATES JOBS IN NC-6

TOTAL BOATING JOBS **340**

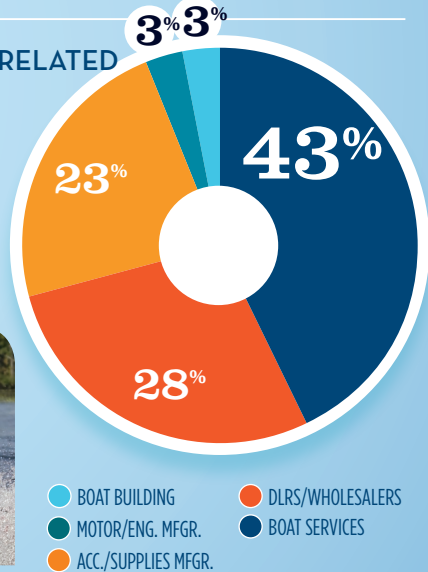
Boat Building	3
Motor / Engine Mfrgr.	1
Accessory / Supplies Mfrgr.	213
Dealers / Wholesalers	45
Boat Services	78



RECREATIONAL BOATING-RELATED BUSINESSES IN NC-6

TOTAL BUSINESSES **35**

Boat Building	1
Motor / Engine Mfrgr.	1
Accessory / Supplies Mfrgr.	8
Dealers / Wholesalers	10
Boat Services	15

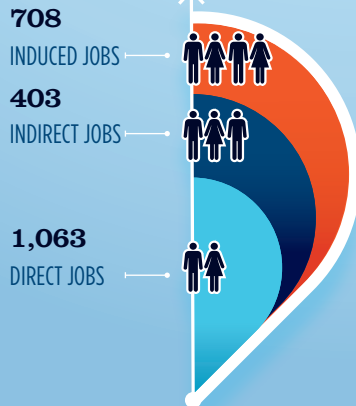


ESTIMATED JOBS IMPACT OF RECREATIONAL BOATING-RELATED SPENDING IN NC-6

EST. TOTAL JOBS **2,174**

EST. TOTAL LABOR INCOME **\$90.0** MILLIONS

Est. Direct Income	\$36.5
Est. Indirect Income	\$22.5
Est. Induced Income	\$31.0



RECREATIONAL BOATING INDUSTRY SALES IN NC-6

Boat Building	\$0.8	\$0.8 MILLION
Motor / Engine Mfrgr.	\$0.6	\$0.6 MILLION
Accessory / Supplies Mfrgr.	\$45.2	\$45.2 MILLION
TOTAL MFRG. SALES	\$46.6	
Dealers / Wholesalers	\$22.7	\$22.7 MILLION
Boat Services	\$18.2	\$18.2 MILLION
TOTAL RETAIL & SERVICES SALES	\$40.9	



Source: NMMMA's Center of Knowledge; Recreational Marine Research Center at Michigan State University